


**MODEL AAS-737-20**



**AAS-737-20 FEATURES**

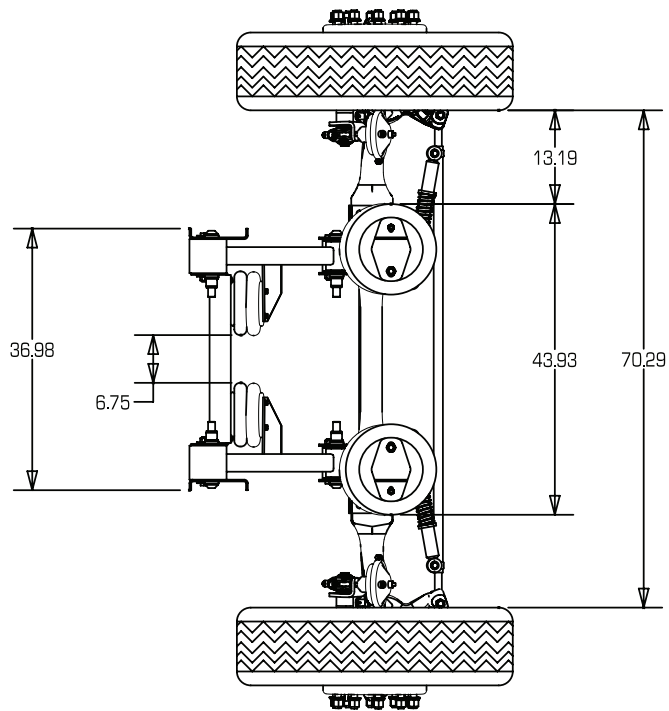
- |                              |   |
|------------------------------|---|
| <b>LIGHT WEIGHT:</b>         | Light weight design using high strength steel.  |
| <b>AIR RIDE/AIR LIFT:</b>    | Provides a smooth ride and maximum cargo protection. Air springs lift axle when not in use. |
| <b>CAPACITY:</b>             | 9,000 lbs.  |
| <b>MAXIMUM LIFT:</b>         | Up to 9 inches.   |
| <b>LOW MAINTENANCE:</b>      | Durable bushings at all pivot points. No lubrication required.                              |
| <b>SELF-STEERING AXLE:</b>   | Offers longer tire life, better vehicle handling and light weight design.                   |
| <b>PARALLELOGRAM DESIGN:</b> | Maintains a constant kingpin angle through the full axle travel.                            |

**v.001 d.11.27.2005**

Silent Drive Inc.  
Industrial Air Park - P.O. Box 227  
Orange City, Iowa 51041  
PH. 712.737.4865 FAX 712.737.2865  
TF. 800-658-3866 WEB [www.silentdrive.com](http://www.silentdrive.com)

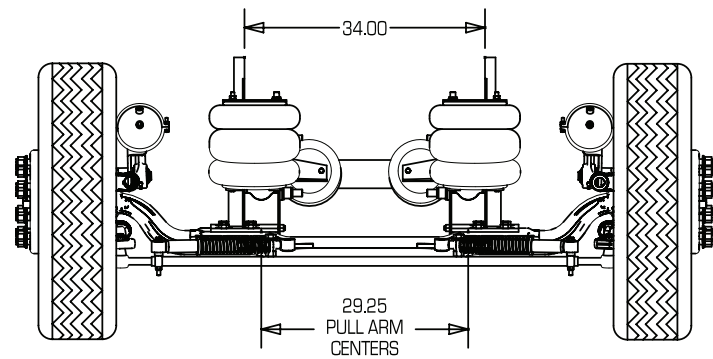
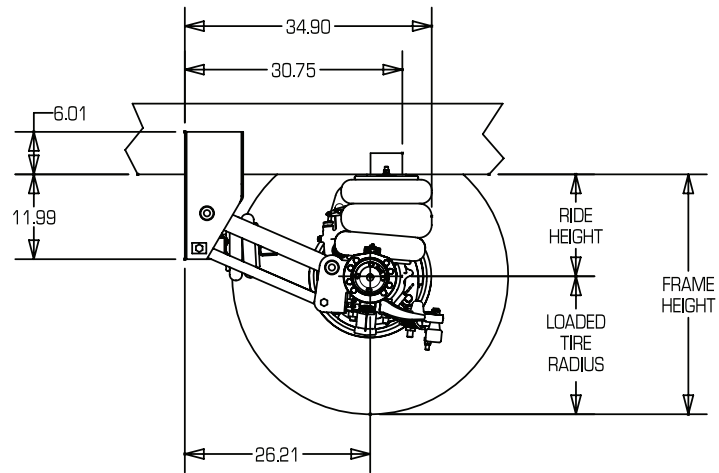


**Demand Durability...Select Silent Drive**



NOTES:

1. SUSPENSION CAPACITY: 9,000
2. AXLE CAPACITY: 9,000 - REQUIRES SINGLE 19.5" TIRES
3. RIDE HEIGHT: 14" - 16"
4. LIFT: 7" - 9"
5. WHEN LIFTED THE TOP OF THE AXLE IS 9" BELOW THE BOTTOM OF THE FRAME.



v1.2 dt12.14.05 tm7.47.47